



10 Things to Do to Prepare for...

GCSE Spanish

Commissioned by GCSEPod.

This resource is strictly for the use of schools, teachers, students and parents and may not be sold. It may be freely downloaded for the purposes of teaching and study during the coronavirus pandemic and until such time that GCSEPod decides. All opinions and contributions are those of the authors. The contents of this resource are not connected with, or endorsed by, any other company, organisation or institution. All rights reserved.

To find out more about subscribing to GCSEPod with access to hundreds of resources for teachers, students and parents please go to www.gcsepod.com

April 2020



Activities

1. High Frequency Verbs

Learn some of the most frequently used verbs in Spanish, in present tense.




Spanish pronouns (rarely used)	ir = to go	hacer = to do	tener = to have
yo	voy = I go	hago = I do	tengo = I have
tú	vas = you go	haces = you do	tienes = you have
él/ella	va = he/she/it goes	hace = he/she/it does	tiene = he/she/it has
nosotros	vamos = we go	hacemos = we do	tenemos = we have
vosotros	vais = you go	hacéis = you do	tenéis = you have
ellos/ellas	van = they go	hacen = they do	tienen = they have

There are two verbs which mean *to be*. Find out why.

ser = to be	estar = to be
soy = I am	estoy = I am
eres = you are	estás = you are
es = he/she/it is	está = he/she/it is
somos = we are	estamos = we are
sois = you are	estáis = you are
son = they are	están = they are

It is important to know that if you need to be particularly polite to someone, such as a teacher or someone you don't know well, you use the third person singular form of the verb if you are addressing one person. If you are addressing more than one person, use the third person plural form of the verb.

Do some research on *usted* and *ustedes* in Spanish. These are the polite pronouns for you.


-  Write and say these verbs from memory.
-  Can you make sentences with them?
-  Learn how to say them in past, present and future tense.




2. Negatives

Learn the following negative forms in Spanish.

- jamás = never ever
- nada = nothing
- nadie = no one
- ningún/a = not any
- no = no, not
- nunca = never
- tampoco = neither
- ya no = no longer

 Learn these negatives off by heart.

 Translate the following sentences:

- Mi hija ya no ve películas de terror.
- Mi padre no tiene ni libros ni revistas.
- Nada me aburre.
- Nunca he ido a Francia en verano.
- Nadie sabe nada.
- Jamás voy al gimnasio.
- Mi marido no quiere comer en el jardín, yo tampoco.
- No tengo ninguna intención de trabajar durante las vacaciones.

 Re-write these negative sentences using different negative forms.

3. Modal Verbs

Learn some Spanish modal verbs in first person, present tense.


- quiero = I want
- puedo = I can
- podría = I could
- quisiera = I would like
- me gustaría = I would like
- debo = I must
- tengo que = I have to

 Say and write these verbs from memory when you have learnt them.

 Translate the following sentences:




- Quiero ir a la piscina.
- Puedo reciclar vidrio.
- Podría ver una película.
- Quisiera usar mi teléfono móvil.
- Me gustaría ir al cine.
- Debo hacer trabajo de voluntario.
- Tengo que hacer mis deberes.

 Do you notice that the modal verbs are followed by an infinitive? Explain what this is. Now make up two more sentences for each of the modal verbs above followed by an infinitive.


4. Reglar *ar* Verbs

Do some research on regular present tense *ar* verbs in Spanish.

 Learn the endings of regular *ar* verbs in the present tense. Write and say them from memory.


 Translate the following verbs into Spanish:

- I listen
- You speak (singular)
- He dances
- She helps
- We win
- You sing (plural)
- They swim

 Find some more regular *ar* verbs and conjugate them. Write sentences using them. Write an explanation about how to conjugate regular Spanish *ar* verbs.

5. Regular *er* Verbs

Do some research on regular present tense *er* verbs in Spanish.


 Learn the endings of regular *er* verbs in the present tense. Write and say them from memory.

 Translate the following verbs into Spanish:

- I learn
- You eat
- He drinks




- She understands
- We read
- You sell
- They run

 Find some more regular *er* verbs and conjugate them. Write sentences using them. Write an explanation about how to conjugate regular Spanish *er* verbs.


6. Regular *ir* Verbs

Do some research on regular present tense *ir* verbs in Spanish.

 Learn the endings of regular *ir* verbs in the present tense. Write and say them from memory.

 Translate the following verbs into Spanish:


- I open
- You live
- He leaves
- We write
- You leave [plural]
- They live

 Put the verbs above into sentences. Write an explanation about how to conjugate regular Spanish *ir* verbs.

7. Adjectives


Learn a wide range of adjectives to help you justify your opinions.

es entretenido	me hace llorar	es agotador
es aburrido	es cómico	es fascinante
es triste	es creativo	es enérgico
es emocionante	me hace reír	es sano
es divertido	es aterrador	es feo
es patético	es moderno	es hermoso
es atractivo	es complicado	

 Translate the adjectives above. Guess or look up the meaning of the ones you don't know. Sort them into positive and negative.

 Explain why adjectives change in Spanish. Can you write some sentences with adjectives in them which demonstrates this?



 Learn the adjectives above off by heart and write ten sentences using them along with these opinion phrases:

Pienso que = I think that

En mi opinión = In my opinion

Creo que = I believe that

8. Preterite Tense

Do some research on the past tense in Spanish called the Preterite Tense.

 How do you recognise the Preterite Tense?

 Can you write an explanation about how to formulate it?

 Write a short paragraph about a topic you know using this tense.

9. Near Future Tense

Do some research on the near future tense.

 How do you recognise the Near Future Tense?


 Can you write an explanation about how to formulate it?

 Write a short paragraph about a topic you know using this tense.


10. Connectives

Learn these connectives and sequencing phrases to help structure and extend your Spanish writing and speaking.

Spanish	English	Spanish	English
y	and	entonces	then
pero	but	próximo	next
porque	because	después de eso	after that
también	also	normalmente	normally
sin embargo	however	finalmente	finally

 Learn these words and write them from memory.

 Add ten more connectives and sequencing words to this list.

 Using the language you've learned today, and a topic you know well, write a paragraph using connectives and sequencing phrases.