



# Getting Ready for...

---

## **KS4 (GCSE) German**

Commissioned by GCSEPod.

This resource is strictly for the use of schools, teachers, students and parents and may not be sold. It may be freely downloaded for the purposes of teaching and study during the coronavirus pandemic and until such time that GCSEPod decides. All opinions and contributions are those of the authors. The contents of this resource are not connected with, or endorsed by, any other company, organisation or institution. All rights reserved.

To find out more about subscribing to GCSEPod with access to hundreds of resources for teachers, students and parents please go to [www.gcsepod.com](http://www.gcsepod.com)




April 2020



# Activities

## 1. Learn German Pronouns

German	English
ich	I
du	you
er	he/it
sie	she/it
es	it
man	one
wir	we
ihr	you (familiar plural)
sie	they
Sie	you (polite)

-  Say and write them from memory in German and English in this order.
-  Can you explain why there are three ways of saying **you**? Think of times when you would use **ihr**.
-  The use of **man** is much more common in German than the use of **one** in English. Can you give any examples of when you have already used this pronoun in your German work?


## 2. Present Tense Verbs


Learn some of the most frequently used verbs in German in present tense:

haben = to have	sein = to be
ich habe = I have	ich bin = I am
du hast = you have	du bist = you are
er/sie/es hat = he/she/it has	er/sie/es ist = he/she/it is
wir haben = we have	wir sind = we are
ihr habt = you have	ihr seid = you are
sie/Sie haben = they/you have	sie/Sie sind = they/you are



machen = to do/make	gehen = to go
ich mache = I do/make	ich gehe = I go
du machst = you do/make	du gehst = you go
er/sie/es macht = he/she/it does/makes	er/sie/es geht = he/she/it goes
wir machen = we do/make	wir gehen = we go
ihr macht = you do/make	ihr geht = you go
sie/Sie machen = they/you do/make	sie/Sie gehen = they/you go

 Write and say these verbs from memory.

 Use them to make sentences.

 Learn how to say these verbs in past, present and future tenses.

### 3. Modal Verbs


Learn some German modal verbs in first person, present tense.

- Ich will = I want
- Ich kann = I can
- Ich mag = I like
- Ich soll = I ought to
- Ich muss = I must / I have to
- Ich darf = I'm allowed to / I may

 Say and write these verbs from memory when you have learnt them.

 Translate the following sentences into English:


- Ich will ins Kino gehen.
- Ich kann schwimmen.
- Ich mag segeln.
- Ich soll mehr recyceln.
- Ich muss meine Hausaufgaben machen.
- Ich darf am Wochenende ausgehen.

 Do you notice that the modal verbs are followed by an infinitive? What is an infinitive? Note where the infinitive goes in these sentences. Now make up two more sentences for each of the modal verbs above.

### 4. Present Tense Weak Verbs


Do some research on weak, or regular, present tense verbs in German.



 Learn the endings of weak, or regular, verbs in the present tense. Write and say them from memory.

 Translate the following verbs into German:


- I learn
- You swim (singular)
- He hears
- She visits
- We play
- You buy (plural)
- They make

 Find some more weak verbs and conjugate them. Write sentences using them. Write an explanation about how to conjugate weak verbs.

## 5. Present Tense Strong, or Irregular, Verbs


Do some research on irregular, or strong, verbs in German.

Learn these verbs and say them from memory:

 German	English	German	English
essen	to eat	lesen	to read
finden	to find	sehen	to see
geben	to give	treffen	to meet
laufen	to run	wissen	to know

 Translate the following verbs into German:

- He eats
- You find (singular)
- He gives
- She runs
- You read (singular)
- She sees
- He meets
- I know


 Find some more strong verbs and conjugate them. Write some sentences using them. Write an explanation about how each one differs from regular verb formations.



## 6. Negatives

Learn the following negative forms in German.

German	English
nie	never
nichts	nothing
niemand	no one
kein	no/not a
nicht	not
nicht mehr	no longer

 Learn these negatives off by heart.

 Translate the following sentences:

- Ich spiele nie Tennis.
- Er hat nichts gegessen.
- Es war niemand zu Hause.
- Meine Mutter mag kein Fleisch.
- Mein Vetter studiert nicht mehr Biologie.
- Wir verstehen uns nicht gut.
- Ich gehe heute nicht schwimmen.
- Ich habe keine Lust am Wochenende auszugehen.

 Re-write these negative sentences using different negative forms.

## 7. Adjectives

Learn a wide range of adjectives and phrases to help you justify your opinions.

Es ist kompliziert

Es macht Spaß

Es ist spannend

Es ist langweilig

Es ist lustig

Es ist entspannend

Es ist totlangweilig

Es ist blöd

Ich kann es nicht leiden

Es ist lebhaft

Es ist hervorragend

Es ist spitze

Es ist modern


Es freut mich sehr

Ich interessiere mich für ...


Es ist altmodisch


Es gefällt mir

Es ist gesund

 Translate the adjectives above. Guess or look up the meaning of the ones you don't know. Sort them into positive and negative.



 Say them out loud in German and English and learn them off by heart.

 Give the opposite or negative for each opinion, e.g. Es ist kompliziert. Es ist einfach.

**Ich denke = I think**

**Meiner Meinung nach = In my opinion**


**Ich finde = I find**

## 8. Perfect Tense

Do some research on the past tense in German called the perfect tense.

 How can you recognise the perfect tense? Which two verbs can act as the auxiliary verb?

 Can you write an explanation about how to formulate the perfect tense?

 Write a short paragraph in German about a topic you know using this tense.

## 9. Future Tense

Do some research on the future tense.

 How do you recognise the future tense?


 Can you write an explanation about how to formulate it?

 Write a short paragraph in German about a topic you know using this tense.


## 10. Connectives

Learn these connectives and sequencing phrases to help structure and extend your German writing and speaking.

German	English	German	English
und	and	dann	then
aber	but	erstens	first of all
denn	because	danach	after that
auch	also	normalerweise	normally
jedoch	however	schließlich	finally

 Learn these words and write them from memory.

 Add ten more connectives and sequencing words to this list.

 Using the language you've learned today, and a topic you know well, write a paragraph using connectives and sequencing phrases.